
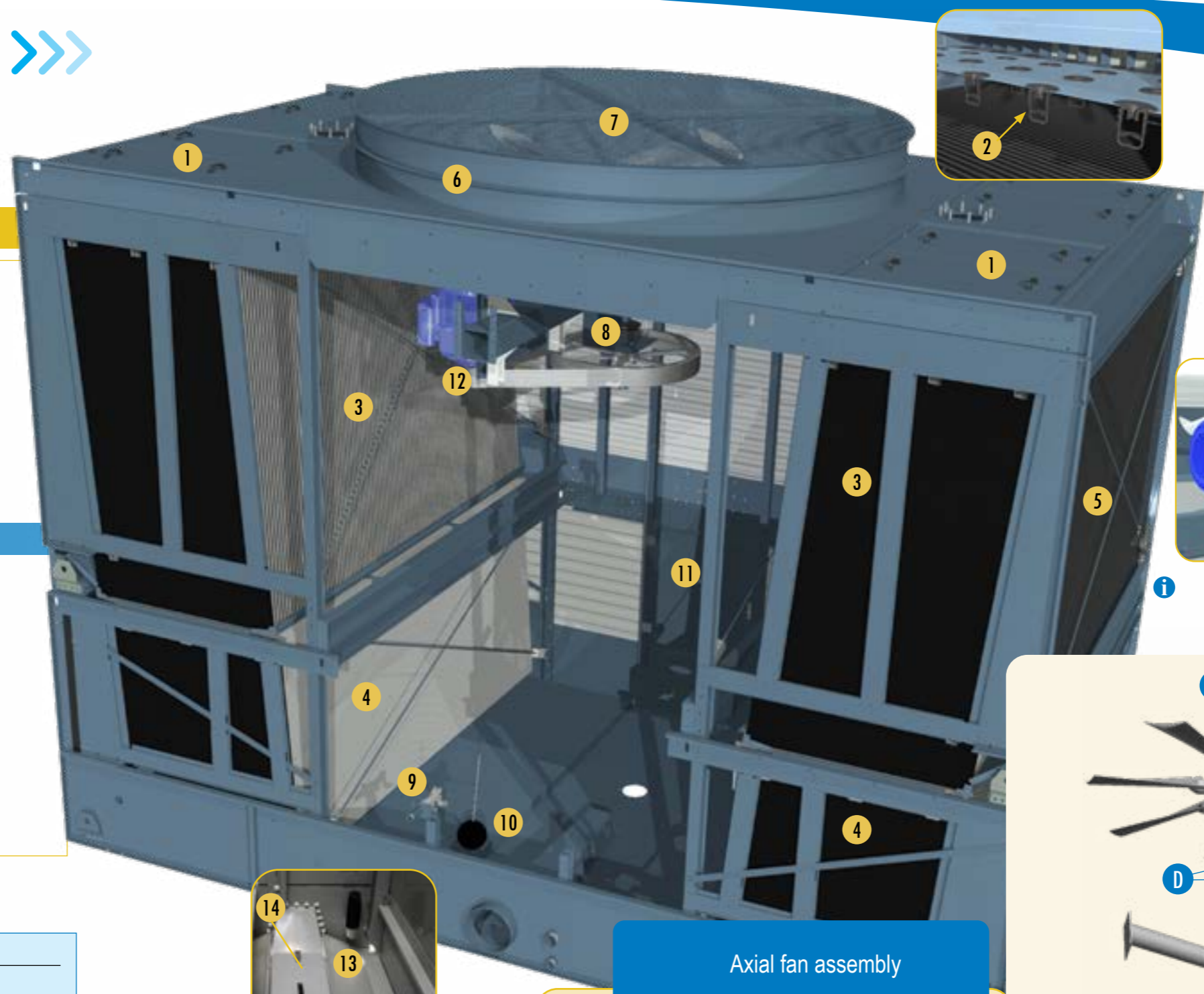


S3000D >>>



Fill & Pan Section


- i** 1. Hot water basin
- i** 2. Nozzles
- i** 3. BACross 2 - Fill sheets with integrated drift eliminators
- i** 4. BACross 2 - Lower fill sheets with integrated drift eliminators (certain models)
- i** 5. Combined inlet shields
- 6. Fan cylinder
- 7. Fan guard
- i** 8. Axial fan assembly (see detailed view)
- i** 9. Make-up valve assembly
- i** 10. Float ball
- i** 11. Access door
- i** 12. Motor base & adjust rod
- i** 13. Pan strainer
- i** 14. Pan strainer hood
- i** 15. Heater
- i** 16. Low level cut out switch
- i** 17. Heater thermostat



i Gear box driven (option)

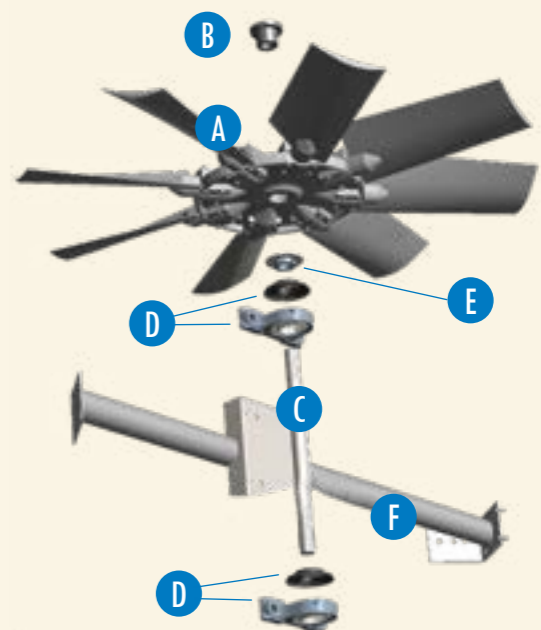
Client contact information

Name _____
 Company _____
 Telephone _____
 Email _____
 Unit model _____
 Serial number _____



Axial fan assembly

- i** A. Axial fan
- i** B. Fan bushing
- i** C. Fan shaft
- i** D. Bearing with flinger collar
- E. Fan locking collar
- F. Bearing support
- i** G. Impervix Fan motor
- i** H. Drive set
 - i** Motor sheave & bushing
 - Aluminium fan sheave & bushing
 - i** Belt set



Quantities may vary according to the unit type.

Your BAC contact

Name _____
 Telephone _____
 Email _____

This is not an official order form.

Spare parts for cooling tower

